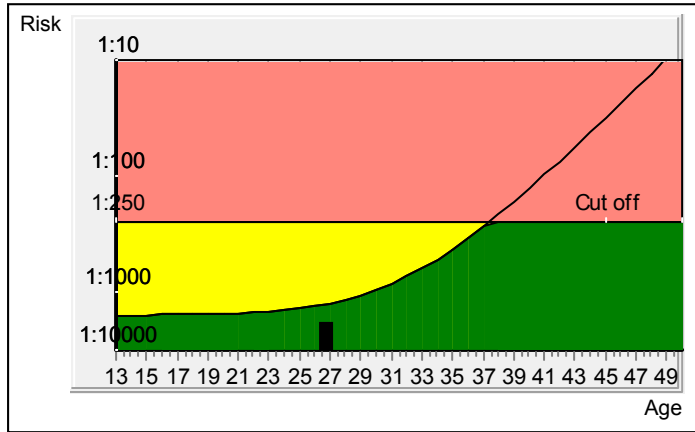


PRISCA 5.1.0.17

Results for: MRS. FAZILAT	Sample no 10012971	Date of report: 07-08-2021
------------------------------	-----------------------	-------------------------------

Referring Doctors	360 DIAGNOSTIC & HEALTH SERVICES PVT LTD
-------------------	--

Summary



Patient data	
Age at delivery	26.7
WOP	20 + 2
Weight	56.3 kg
Patient ID	
Ethnic origin	Asian

Risks at term	
Biochemical risk for Tr.21	1:3444
Age risk:	1:1271
Neural tube defects risk	<1:10000

For MRS. FAZILAT , born on 07-04-1995, a screening test was performed on the 04-08-2021. Prisca screens for Trisomy 21, Trisomy 18 and Neural tube defects (NTD).




TRISOMY 21 SCREENING
The calculated risk for Trisomy 21 is below the cut off which represents a low risk.
 After the result of the Trisomy 21 test it is expected that among 3444 women with the same data, there is one woman with a trisomy 21 pregnancy and 3443 women with not affected pregnancies.
 The calculated risk by PRISCA depends on the accuracy of the information provided by the referring physician.
 Please note that risk calculations are statistical approaches and have no diagnostic value!

MEASURED SERUM VALUES		
	Value	Corr. MoMs
AFP	51.7 ng/ml	0.82
HCG	18846 miu/ml	1.03
uE3	1.7 ng/ml	1.02
Gestation age	20+ 2	
Method	CRL Robinson	

The MoMs have been corrected according to:
maternal weight
ethnic origin

TRISOMY 18 SCREENING
The calculated risk for trisomy 18 is < 1:10000, which indicates a low risk.

NEURAL TUBE DEFECTS (NTD) SCREENING
The corrected MoM AFP (0.82) is located in the low risk area for neural tube defects.

 Risk above Cut off	 Risk above Age risk	 Risk below Age risk
--	---	---